

NON-VERBAL REASONING



For each series, select the missing image by ticking A, B, C or D.

EXAMPLE

In this example the arrow is rotating clockwise and moves from outside to inside in each image. This means that B would be the missing image as the arrow would be inside the box pointing to the bottom right-hand-side of the page. So we have ticked the box for B.

			?		A	<input type="checkbox"/>
A	B	C	D		B	<input checked="" type="checkbox"/>
					C	<input type="checkbox"/>
					D	<input type="checkbox"/>

1)

			?	A	<input type="checkbox"/>	
A	B	C	D		B	<input type="checkbox"/>
					C	<input type="checkbox"/>
					D	<input type="checkbox"/>

2)

B	B	?	D	F	F	A	<input type="checkbox"/>
A	C		E	E	G	B	<input type="checkbox"/>
A	B	C	D			C	<input type="checkbox"/>
						D	<input type="checkbox"/>

NON-VERBAL REASONING



3)

A	B	C		D

- A
- B
- C
- D

4)

A	B	C		D

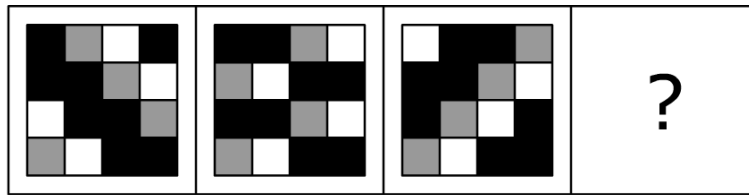
- A
- B
- C
- D

5)

A	D	I	P	
A	B	C	D	

- A
- B
- C
- D

6)

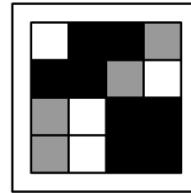
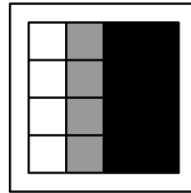
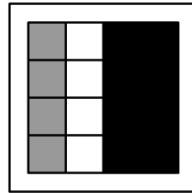
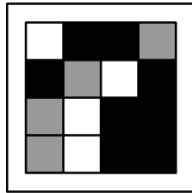


A

B

C

D




A

B

C

D

7)






A

B

C

D



A


B

C

D

If this series was continued further, what would the next letter be?

8)





A

B

C

D



A

B

C

D

If this series was continued further, what would the next letter be?